

GELBAU - CONTROL UNIT 452.4/462.4

3004.5246

Resistance Evaluator Cat3. 1 Input, 2x NO, 1x CO Cont.
24Vdc





- 2 NO+1 CO output
- Safety category 3 in accordance with EN954-1
- Automatic or manual reset
- Available with variable supply voltage

PRODUCT DESCRIPTION





Compact control unit with only 22.5 mm enclosure for the monitoring of sensing strips in dangerous applications. It is also suitable for use on motorised gates which, in line with the standard, must have relays conforming to safety category 3. A low current is transmitted from the control unit connectors (Z1 and Z2) through the sensing strip, and a closed circuit is formed via a resistor (8.2 k Ω). The control unit's outputs cut the power if anyone/anything presses the sensing strip and also following a short-circuit or open circuit.

TECHNICAL DATA


Supply voltage		24 V AC/DC, 230 V AC
Tolerance		-15 % to +10 %
Consumption (operation)		3 W
Relay outputs:	Safe	2 NO (single)
	Signal	1 CO
Max. contact voltage		250 V AC/24 V DC
Max. contact current		4 AAC/2 ADC
Fuse outputs		4 A
Disconnection time		15 ms
Max. length of sensing strip		100 m
Max. cable length to the sensing strip		50 m (min. 0.5 m ²)
Status indication		4xLED
Ingress protection class:	Terminal block	IP20
	Enclosure	IP40
Ambient temperature		-20 °C to +55 °C
Installation		DIN rail
Mechanical service life		3x10 ⁷
Safety category		3 in accordance with EN954-1

Standard	EN1760-2, ZH1/494
Conforming to	MD, LVD, EMC
Approvals	 

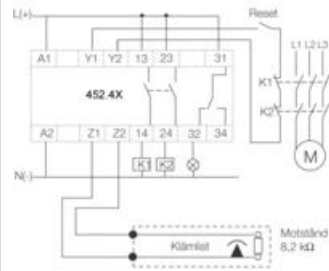
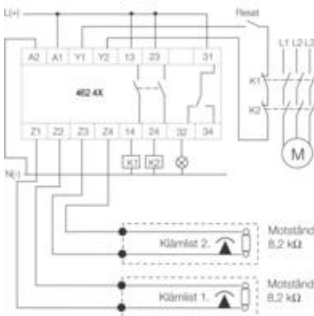
Technical characteristics

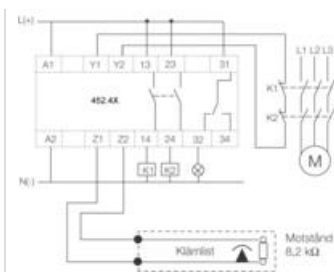
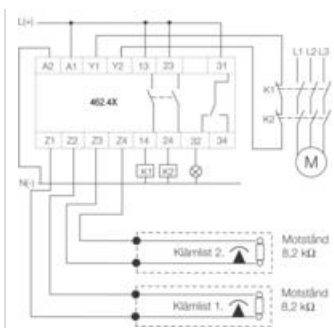
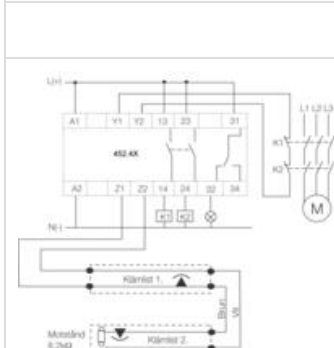
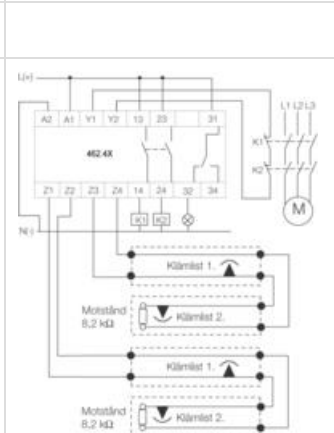
Depending on safety requirements	
• Force guided contacts	
• Internal/external redundancy	
User benefits	Status indication
• Safety category 3 in accordance with EN954-1	
• 2 NO and 1 CO output	<div>  Strip activated </div>
• Contact load 4 A	<div>  Fault in the safety circuit </div>
• LED status indication	<div>  Output activated </div>
• Monitoring of external contactors	<div>  Output activated </div>

DIMENSIONS



CONNECTION

<p>452.4 (One input)</p> 	<p>462.4 (Two inputs)</p> 
<p>1. One sensing strip. Manual reset. Monitoring of external contactors.</p>	<p>4. Two sensing strips. Manual reset. Monitoring of external contactors.</p>

	
<p>2. One sensing strip. Automatic reset. Monitoring of external contactors.</p>	<p>5. Two sensing strips. Automatic reset. Monitoring of external contactors.</p>
	
<p>3. Two sensing strips. Automatic reset. Monitoring of external contactors.</p>	<p>6. Several sensing strips. Automatic reset. Monitoring of external contactors.</p>

ORDER NUMBER

Order no.	Description
3004.5246	Control unit 452.4, 2 NO+1 CO, one input, cat. 3, 24 VDC, 22.5 mm
3004.5240	Control unit 452.4, 2 NO+1 CO, one input, cat. 3, 230 VAC, 22.5 mm
3004.6246	Control unit 462.4, 2 NO+1 CO, 2 inputs, cat. 3, 24 VDC, 22.5 mm
3004.6240	Control unit 452.4, 2 NO+1 CO, 2 inputs, cat. 3, 230 VAC, 22.5 mm
3004.5242	Control unit 452.4, 2 NO+1 CO, 1 input, variable voltage
3004.6242	Control unit 462.4, 2 NO+1 CO, 2 inputs, variable voltage

SPECIFICATIONS

Approvals	CE, TÜV NORD
Cable length to clip list max	50 m (min. 0,5 m2)
Contact current max	4 A AC/DC
Contact voltage max	250 V AC/24 V DC
Disconnection	15 ms
Fuse output	4 A

In compliance with	EMC, LVD, MD
IP class connection	IP20
IP class of housing	IP40
Mounting	DIN rail
PL	e enl. SS-EN ISO 13849-1:2008
Power consumption	3 W
Supply voltage	24 V DC
Temperature ambient from	-20 °C
Temperature ambient to	55 °C
Terminal strip length max	100 m
Tolerance max	10 %
Tolerance min	-15 %

