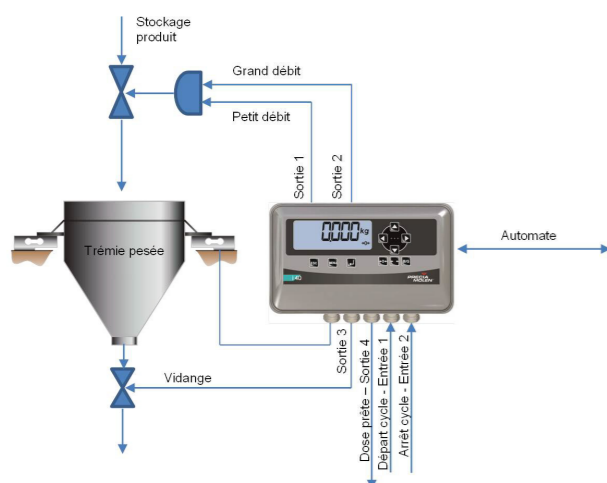


Features

Synoptic diagram



Cycles

- Dosing in gross or net weight loading or discharging
- Monitoring of actuator in 2 speeds (coarse feed/dribble feed)
- Automatic acknowledgement of in-flight error
- Tolerance check on the dosed product
- Discharge cycle (if loading) and feeding of buffer hopper (if unloading)

Inputs / Outputs

- 4 isolated digital outputs 48 V AC / DC – 100 mA
- 2 digital inputs 8-30 V DC 15 mA

Allocations

Inputs	Outputs
Reset	Cycle in progress
Tare with stability	Coarse feed
Tare without stability	Dribble feed
Reminder of gross weight	Discharge / Feeding
Statistics reset	Outside tolerance
Cycle start / restart	Dose ready
Pause cycle	Default
Abort cycle	Cycle paused
	Stable weight
	System available

Statistics

Display on indicator of number of doses performed, with min. and max., total weight, average weight and standard deviation.

Communication

- 1 configurable RS232/RS485 serial port
- Slave Modbus RTU protocol

Options

Communication by field bus

- PROFIBUS-DP*
- PROFINET*
- DeviceNet*
- Ethernet Modbus-TCP*
- EtherNet/IP*

µSD board

- Allows storing/restoring parameters.
- Alibi (DSD) memory with 300 000 records in legal for trade use.

Analogue output*

- 4-20 mA or 0-10 V analogue output
- 1500 V RMS galvanic isolation
- Possible reading of negative weight values on the 0-4 mA range
- Gross or net instant weight image

Protection carter

- For the protection of the i 40-JB indicator
- Does not allow for a legal for trade use of the indicator.

Mounting kit

- To integrate an i 40 EDU-SS indicator into a cabinet or console door.

* Exclusive options: either one of the field bus connections marked by an * or an analogue output.



Your specialist

Illustrations not contractual. Precia-Molen reserves the right to alter the characteristics of the equipment described in this brochure at any time.

PRECIA-MOLEN Headquarters & Factory
 BP 106 - 07000 Privas - France
 Tel. 33 (0) 475 664 600
 Fax 33 (0) 475 664 330
 E-MAIL webmaster@preciamolen.com

RCS: 386 620 165 RCS Aubenas



i 40 EDU Elementary Dosing Unit



i 40-SS EDU*

i 40-PM EDU

i 40-DR EDU

i 40-JB EDU

The i 40 EDU is an industrial weight indicator specially designed for basic batching processes. It can be operated in stand-alone mode or monitored by a supervisor.

In this latter case, it offers numerous connection possibilities with most PLCs and industrial PCs currently on the market.

With various types of housing, it can be installed directly in the work environment, in a cabinet or in a monitoring console.

Display

- FSC (Field Sequential Color) segment technology
- 7-colour configurable backlighting
- Display of weight on seven 25-mm high characters
- Text on ten 8-mm high characters
- Weight unit: g, kg, t and lb
- Metrological and field bus activity indicators
- High angle of vision and contrast
- French/English bilingual messages

Metrological certification

Test certificate issued by a notified body according to Directive 2009/23/CE relative to Non Automatic Weighing Instruments:

- Class III NAWI
- Simple range 1 x 3 000 or 1 x 6 000
- Double range 2 x 3 000 or 2 x 6 000

Keyboard

- Touch keys
- 12-key numeric pad (in i 40-SS EDU version only)
- 2 process keys (cycle start/cycle stop)
- 3 menu access keys

Metrological characteristics

- Up to 200 000 divisions in non legal for trade use.
- Sensitivity..... 2 mV/V
- Minimal tension division per division..... 0.5 µV
- Weighing cell power supply..... 5 V
- Weighing cell minimum impedance..... 43 Ω
- Weighing cell maximum impedance..... 1245 Ω
- 4/6 wire connection
- Up to 100 measurements/second
- Digital filtering cascable over two configurable levels
- Direct connection of 1 to 4 analogue 4 or 6-wire load cells for the i 40-JB EDU version.

* If option 4-20 mA : minimum 22 V.
 ** -10 °C / +40 °C in legal for trade use.

Electrical certification

- Electromagnetic Compatibility compliant with the requisites of the Directive 2004/108/CE.
- Compliant with the requisites of the Low Tension Directive 2006/95/CE.

* Also available in IP69K

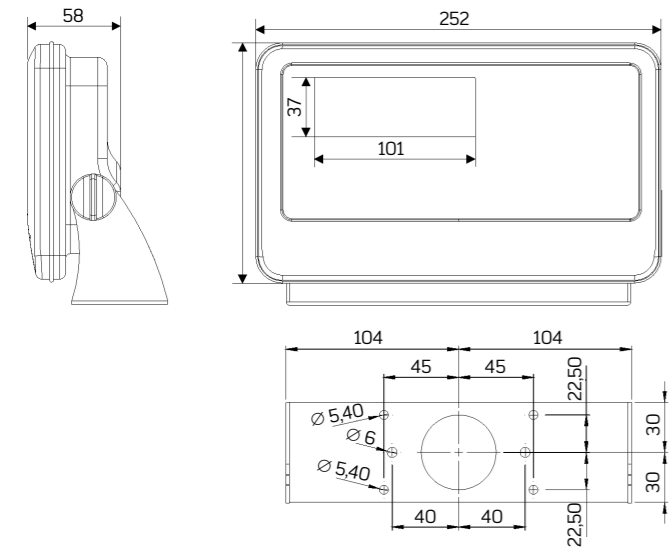
IP69K
 LCIE : 115532-630480

i 40-SS EDU housing version

Characteristics

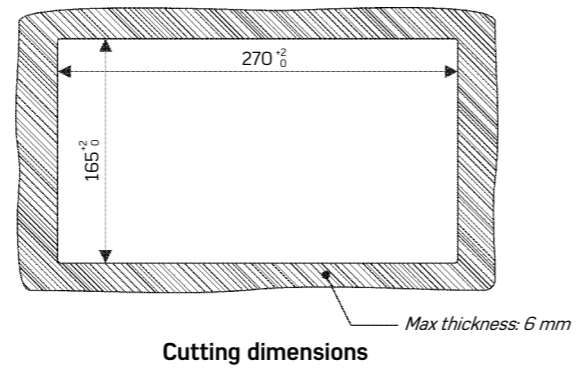
- ▼ Housing SS 304L
- ▼ 5 glands ISO 16
- ▼ Watertightness IP66
- ▼ 180° swivelling support
- ▼ Weight 1.5 kg

Dimensions



Dimensions in mm.

Mounting kit (option)

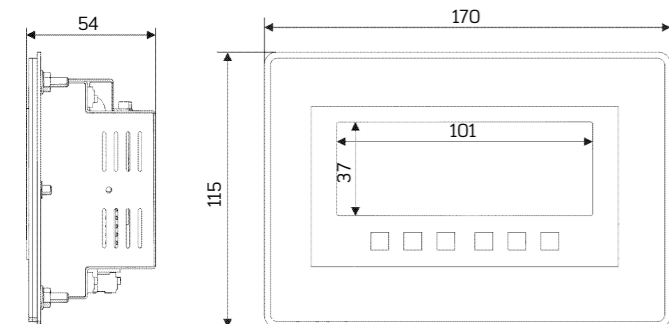


i 40-PM EDU panel-mount version

Characteristics

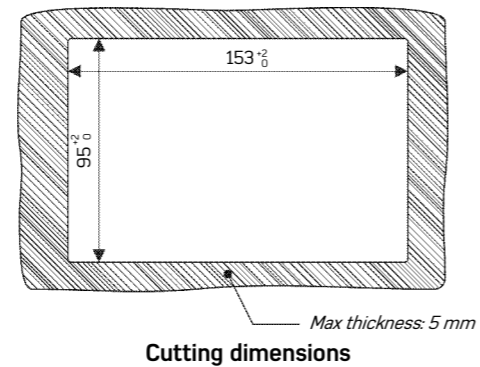
- ▼ Front panel SS 304L
- ▼ Housing Metal
- ▼ Front panel watertightness IP54
- ▼ Global watertightness IP30
- ▼ Weight 450 g

Dimensions



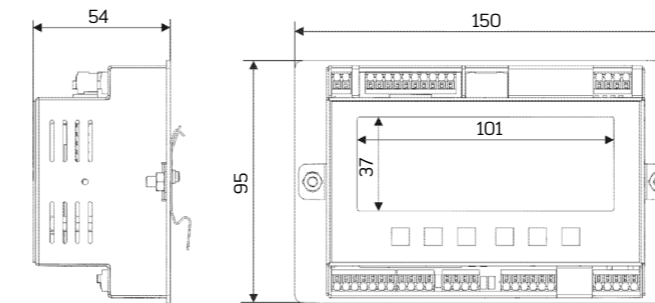
Dimensions in mm.

Mounting kit



i 40-DR EDU DIN rail version

Dimensions



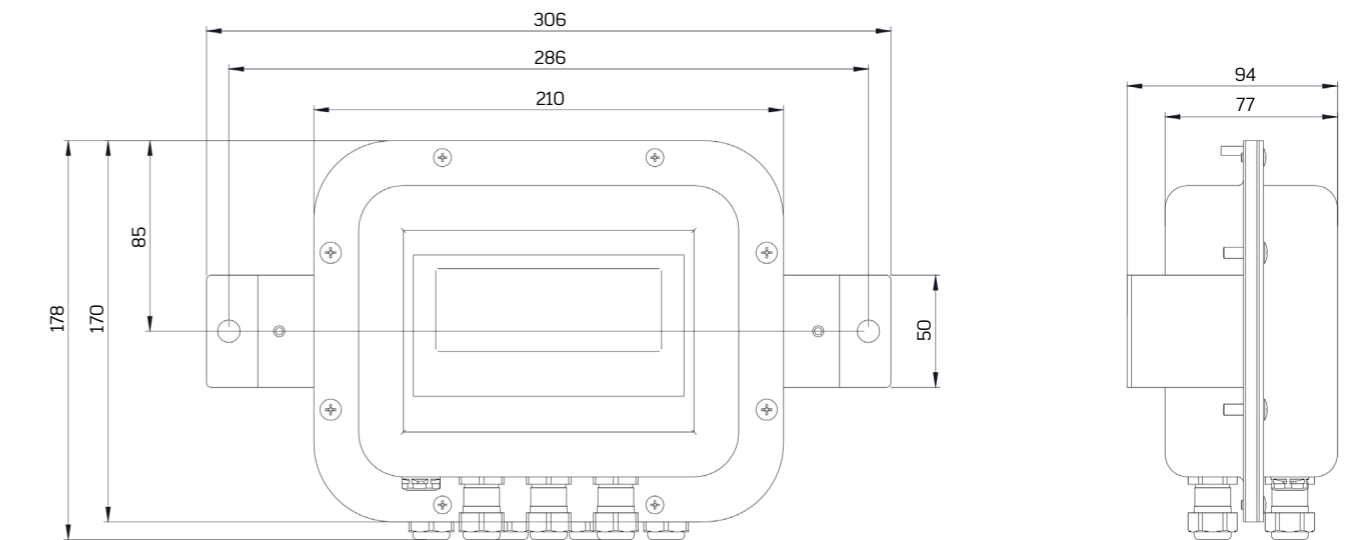
Dimensions in mm.

Characteristics

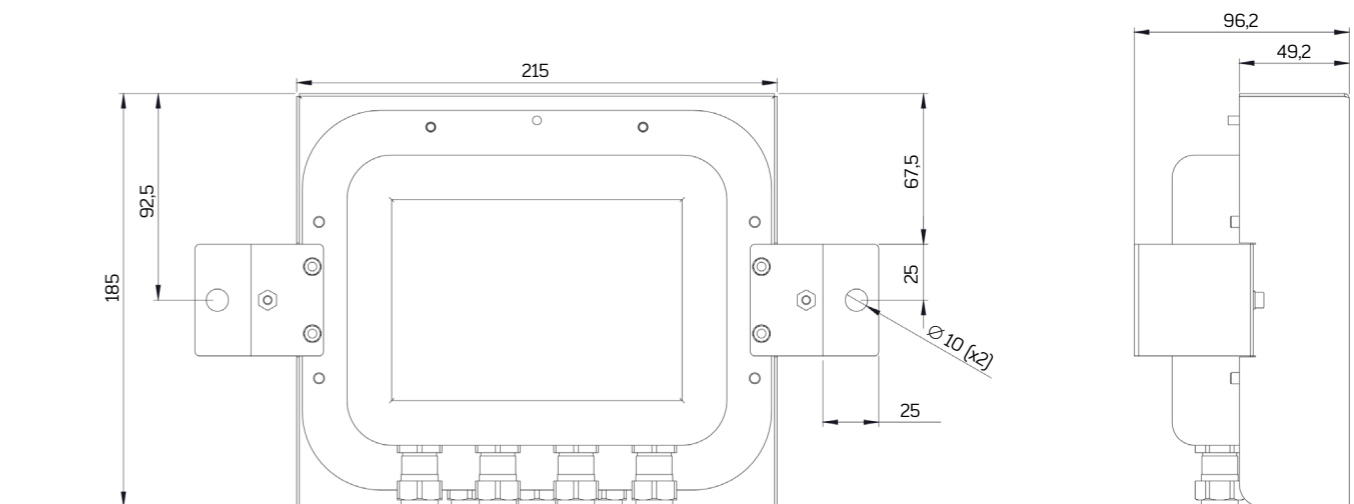
- ▼ Fitting on EN 500022 Omega 35 mm DIN rail
- ▼ Housing Metal
- ▼ Watertightness IP30
- ▼ Weight 450 g

i 40-JB EDU version with a 4-load cell junction box

Dimensions



Dimensions with protection carter (option)



Dimensions in mm.

Characteristics

- ▼ Housing SS 304L
- ▼ 7 glands ISO 16
- ▼ Watertightness IP66
- ▼ Weight 1.5 kg
- ▼ Weight with protection carter 2.2 kg