



Kotron® Model 805 Smart RF Level Transmitter

DESCRIPTION

The Kotron® 805 Smart Transmitter is a loop-powered, 24 VDC, liquid-level transmitter based on proven RF Capacitance technology. Encompassing a number of significant engineering accomplishments, this high performance RF level transmitter is designed to provide reliable measurement performance well beyond that of competitive units.

The innovative dual-compartment enclosure is a first in the industry, orienting the wiring and electronics in the same plane, and angled to maximize ease of installation, setup, and data display.

TECHNOLOGY

The KOTRON 805 combines the proven technology of RF Capacitance with advanced signal processing techniques and convenient user features. As the level rises and falls in a tank or vessel, the amount of capacitance developed between the sensing probe and the tank wall (or ground) also rises and falls. This change in capacitance is digitized for display and HART® communications (optional) and converted into a proportional 4–20 mA analog output signal.

APPLICATIONS

MEDIA: Liquids or slurries; hydrocarbons to water-based media (dielectric 1.5–100).

VESSELS: Most process or storage vessels up to rated probe temperature and pressure.

CONDITIONS: All level measurement and control applications including process conditions exhibiting visible vapors, surface agitation, bubbling, high fill/empty rates and low product level.



FEATURES

- Accepted, proven RF capacitance technology
- Two-wire, 24 VDC, loop-powered level transmitter
- HART digital communications (optional)
- Innovative, ergonomic housing
- Two-line, 8-character LCD with keypad
- Probe designs to +1000 °F (+535 °C)/5000 psig (345 bar)
- Intrinsically safe and Non-Incendive approvals
- Probes available from 6 inches to 150 feet (15 centimeters to 45 meters)

• Low Power, High Performance

KOTRON 805 operates on a remarkably low amount of current. A microprocessor controls the measurement engine, drives the liquid crystal display, enables keypad operation, controls HART communications and provides a 4–20 mA output.

A separate wiring compartment isolates the power/signal conductors from the electronics compartment via a sealed feed-through. The compartment is designed to maximize ease of wiring and includes surge and transient protection.

The unique enclosure is conveniently angled at 45° to facilitate ease of setup and configuration, and to maximize readability of the liquid crystal display.

• Easy Operation

The KOTRON 805 employs the latest RF Capacitance measurement techniques. The LCD with two-line display provides a software menu which is very user-friendly featuring push-button calibration, diagnostics, and troubleshooting. HART communication provides the ultimate for calibration, configuration, and diagnostics.

• Simple Calibration

Setting of the calibration points of the 805 is easy and requires minimum level change.

• Powerful Self Diagnostics

The 805 offers enhanced self diagnostics previously found only on more powerful line-powered instruments. Self diagnostics specifically include continuous check of the electronics plus probe. Error codes and measurement of nominal capacitance assist in calibration and troubleshooting.

TRANSMITTER SPECIFICATIONS

FUNCTIONAL / PHYSICAL

Measured Variable:	Liquid Level
Signal Output:	4–20 mA or 4–20 mA with HART (optional) 3.8 to 20.5 mA useable (meets NAMUR NE 43)
Zero and Range:	0 to 1800 inches (0 to 4570 centimeters)
Span:	5 pF minimum, 10,000 pF maximum
Resolution:	Analog: 0.01 mA Display: 0.1 inch
Loop Resistance:	General Purpose/Intrinsically Safe: 650 Ω @ 24 VDC
Damping:	Adjustable 1–45 seconds
Diagnostic Alarm:	Adjustable 3.6 mA (only valid without HART option), 22 mA, HOLD
User Interface:	3-button keypad and/or HART communicator
Display:	2-line \times 8-character LCD
Power (at terminals):	General Purpose: 11 to 36 VDC Intrinsically Safe: 11 to 28.6 VDC
Menu Language (LCD only):	English, Spanish, French or German
Housing Material:	Aluminum A356T6 (< 0.2% copper)
Net and Gross Weight:	6 lbs. net; 7 lbs. gross
Overall Dimensions (H \times W \times D):	8.43" \times 4.38" \times 7.40" (214 \times 111 \times 188 millimeters)

PERFORMANCE

Reference Conditions:	+20 $^{\circ}$ C (+68 $^{\circ}$ F)
Linearity:	$\pm 0.25\%$ of span
Accuracy:	$\pm 0.50\%$ of span or 0.1 inch (whichever is greater)
Resolution:	0.1 pF
Repeatability:	$\pm 0.1\%$ of span
Hysteresis:	$\pm 0.1\%$ of span
Response Time:	< 1 second (adjustable via damping)
Operating Temperature Range:	-40 to +175 $^{\circ}$ F (-40 to +80 $^{\circ}$ C)
LCD Temperature Range:	-5 to +160 $^{\circ}$ F (-20 to +70 $^{\circ}$ C)
Operating Temperature Effect:	Approximately $\pm 0.03\%$ per $^{\circ}$ C
Humidity:	0–99%, non-condensing

PROBE SPECIFICATIONS

A complete line of rigid and flexible probes are available for the KOTRON 805 Transmitter.

Types of probes to choose from include:

- Rigid insulated rod probes in Teflon[®] (TFE), Halar[®] (ECTFE), and Kynar[®] (PVDF)
- Rigid bare probes in 316 stainless steel and Hastelloy[®] C
- Rigid all plastic probes in Halar (ECTFE) and Kynar (PVDF)
- Bent, ground wire, and inactive sheath probes in many of the above materials
- Stilling well probes
- Reference rod probes
- Flexible probes

TRANSMITTER

MODEL NUMBER



Models available for quick shipment, usually within one week after factory receipt of a complete purchase order, through the Expedite Ship Plan (ESP).

Note: Delivery is ESP only if the Model 805 and probe selected are both ESP. Refer to bulletin 50-125 for probe selections.

BASIC MODEL NUMBER

805	Kotron® Smart RF Level Transmitter
-----	------------------------------------

POWER

5	24 VDC, two-wire, loop powered
---	--------------------------------

SIGNAL OUTPUT

0	4–20 mA only, without HART
1	4–20 mA with HART

MENU LANGUAGE

1	English
2	Spanish
3	French
4	German

ACCESSORIES

A	Digital display and keypad
---	----------------------------

MOUNTING/CLASSIFICATION

1	Integral, G.P., Non-incendive & Intrinsically Safe (FM & CSA)
A	Integral, Intrinsically Safe (ATEX)

HOUSING

1	Aluminum, dual compartment, 45°
2	316 stainless steel, dual compartment 45°

CONDUIT CONNECTION

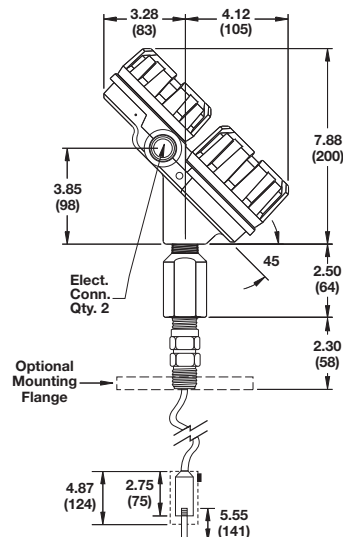
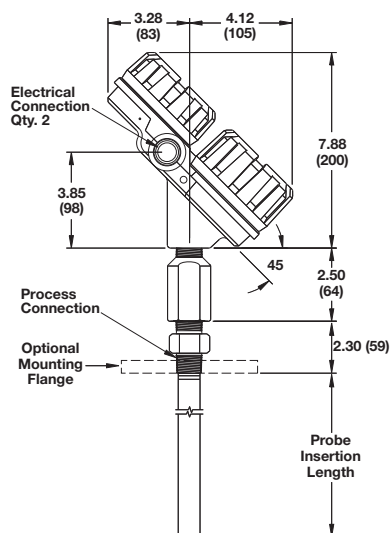
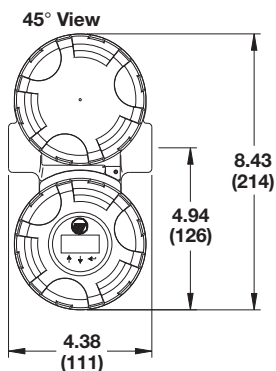
0	¾" NPT
1	M20






Complete details on the available probes can be found in Bulletin 50-125, Kotron RF Sensing Probes

DIMENSIONS

INCHES (MM)



AGENCY APPROVALS

AGENCY	MODEL APPROVED	APPROVAL CATEGORY	APPROVAL CLASSES
FM  APPROVED	805-5XXX-11X	Intrinsically Safe	Class I, Div. 1; Groups A, B, C, & D Class II, Div. 1; Groups E, F, & G Class III T4 Ta = +71° C Entity NEMA 4X IP66
	805-5XXX-11X	Non-Incendive	Class I, Div. 2; Groups A, B, C, & D Class II, Div. 2; Groups F & G Class III T4 Ta = +71° C NEMA 4X IP66
CSA 	805-5XXX-110	Intrinsically Safe	Class I, Div. 1; Groups A, B, C, & D Class II, Div. 1; Groups E & F (insulated probes) Class II, Div. 1; Group G (bare or insulated probes) Class III T4 Ta = +71° C Entity Type 4X
	805-5XXX-110	Suitable for:	Class I, Div. 2; Groups A, B, C, & D Class II, Div. 1; Groups E & F (insulated probes) Class II, Div. 1; Group G (bare or insulated probes) Class III T4 Ta = +71° C Type 4X
ATEX 	805-5XXX-AXX	Intrinsically Safe	Ex II 1G EEx ia IIC T6 (-40° to +40° C ambient temp.) Ex II 1G EEx ia IIC T4 (-40° to +80° C ambient temp.)



These units have been tested to EN 50081-2 and EN 50082-2 and are in compliance with the EMC Directive 89/336/EEC.

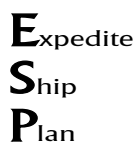
QUALITY



The quality assurance system in place at Magnetrol® guarantees the highest level of quality throughout the company. MAGNETROL is committed to providing full customer satisfaction both in quality products and quality service.

The MAGNETROL quality assurance system is registered to ISO 9001 affirming its commitment to known international quality standards providing the strongest assurance of product/service quality available.

ESP



Kotron® Smart RF Model 805 Transmitters are available for quick shipment, usually within one week after factory receipt of a purchase order, through the Expedite Ship Plan (ESP).

Models covered by ESP service are conveniently color coded in the selection data charts.

To take advantage of ESP, simply match the color coded model number codes (standard dimensions apply).

ESP service may not apply to orders of ten units or more. Contact your local representative for lead times on larger volume orders, as well as other products and options.

WARRANTY



All MAGNETROL electronic level and flow controls are warranted free of defects in materials or workmanship for eighteen months from the date of original factory shipment.

If returned within the warranty period; and, upon factory inspection of the control, the cause of the claim is determined to be covered under the warranty; then,

MAGNETROL will repair or replace the control at no cost to the purchaser (or owner) other than transportation.

MAGNETROL shall not be liable for misapplication, labor claims, direct or consequential damage or expense arising from the installation or use of equipment. There are no other warranties expressed or implied, except special written warranties covering some MAGNETROL products.

For additional information, see Instruction Manual 50-660.



705 Enterprise Street • Aurora, Illinois 60504-8149 • 630-969-4000 • Fax 630-969-9489
 info@magnetrol.com • www.magnetrol.com

Copyright © 2016 Magnetrol International, Incorporated.

Performance specifications are effective with date of issue and are subject to change without notice.

Magnetrol, Magnetrol logotype and Kotron are registered trademarks of Magnetrol International
 CSA logotype is a registered trademark of Canadian Standards Association, HART is a registered trademark of the HART Communication Foundation,
 Halar is a registered trademark of Allied Chemical Corp, Hastelloy is a registered trademark of Haynes International, Inc.,
 Kynar is a registered trademark of Arkema, Inc, Teflon is a registered trademark of DuPont

BULLETIN: 50-160.7

EFFECTIVE: June 2015

SUPERSEDES: December 2010