

Sound Level Meter

LA-3570 / 3560 / 3260

Measure, listen, record and check-
all with the same device

Perform more than a sound Level Meter



Class 1
LA-3570



Class 1
LA-3560



Class 2
LA-3260

CE

ONOSOKKI

LA-3000 series Sound Level Meter

You can now measure record and check while listening, all with the same device

Overview

The LA-3000 series are cost-effective sound level meters that come standard with a headphone output and an auto memory function. By adding a wide range of options, you can upgrade the models into higher-performance equipment to serve as analyzers, recorders, comparators, and loudness calculators. These sound level meters bring about innovation to field measurements.

Features

- Large easy to see screen
Direct keys for easy operation
- Linearity range of 110 dB
- Can make measurements from some distance away from a sound source while audibly monitoring it.
- Quad-channel screen (Up to four different calculation results can be displayed simultaneously.)
- Conform to IEC 61672-1 and JIS C1509-1.

Lineup

LA-3570 Class1 High-sensitivity type

Recommended for measuring faint sounds in an anechoic chamber or similar environment

LA-3560 Class1 Wide band type

Recommended for making measurements across the entire audible range

LA-3260 Class2 Standard type

Recommended for measuring and recording noise up to 8 kHz

Standard Specification

Easy operation

The adoption of direct keys makes it easy to change settings with the help of on-screen measurement guidance.

- A, C and Z frequency weightings selectable
- F, S, I and 10-ms time weightings selectable
- Recalling stored data and conditions


Large screen

Large 3.5-inch screen

Numerical values and waveforms are very easy to see.


Three measurement screen formats (example)

With varying combinations of frequency weightings (A/C/Z) and time weightings (F/S/I/10 ms), the results of your required calculations can be displayed simultaneously.




Single

(Large display of one calculation)



Dual

(Simultaneous display of two calculation results)



Quad

(Simultaneous display of four calculation results)

Supports SD/SDHC card

Supports high volume memory (up to 32 GB)
*Please contact your nearest distributor for more details about recommended cards.

Simultaneous output of A and Z weightings

Analog output


- Two outputs are possible at a time.

- AC-out (main frequency weighting) fixed
- Selectable from among DC, AC-Z, or Through



One-push selection

Easy display selection



Auto memory and manual memory are provided as standard.

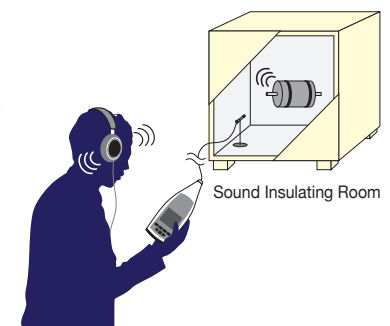
In addition to manual memory, auto memory is provided as standard. And by adding a sound recording function (option), you can record live sound.

Remote measurement

Headphone output (Phone output)

You can measure an object placed in an anechoic chamber or a sound insulating box while listening to its sound.

*Headphones and extension cable are sold separately.

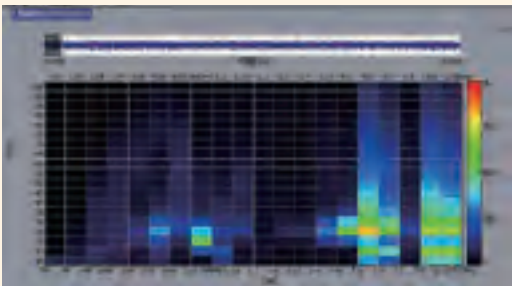


With the addition of options, the **Sound Level Meter** evolves into varied products!



For more detailed analysis

Analysis_OS-2000 series



Example of fluctuation sound analysis

○ **Time-series data analysis tool (OS-2500/2600/2700)**

By reading WAVE file, you can display various recorded data and level trend data, can perform checking and editing of recorded sound. By using an IIR filter (OS-0261:option), you can change a filter and emphasize or delete the sound partially while playing back a recorded sound.

○ **1/N Octave analysis software (OS-0264)**

By reading WAVE file and performing octave analysis (1/1, 1/3, 1/12, 1/24), you can confirm the frequency component of recorded sound at a glance.

○ **Sound quality evaluation (OS-2740) & Fluctuation sound analysis (OS-2750)**

Sound quality evaluation software can analyze stationary and non-stationary loudness analyses. It is possible to analyze even more complicated sound quality analysis such as sharpness analysis and roughness analysis. The fluctuation sound analysis can detect a low-level time fluctuating sound (such as a rattling sound), which is difficult to detect by FFT analysis. The two axes of frequency and fluctuation frequency display the time fluctuation component with clarity.

*Supports 16-bit, 24-bit WAVE file of LA-3000 series.

Analysis_DS-3000 series



○ **FFT analysis software (DS-0321, DS-0321L)**
1/N Octave analysis software (DS-0323, DS-0323L)

*The model with L: for off-line analysis

By reading in WAVE data derived from the LA-3000 series, FFT analysis, 1/N octave analysis and similar analysis can be performed offline. For example, a non-stationary signal can be analyzed in detail in color map of time-frequency 2-axis. The data of a sound level meter is calibrated automatically.

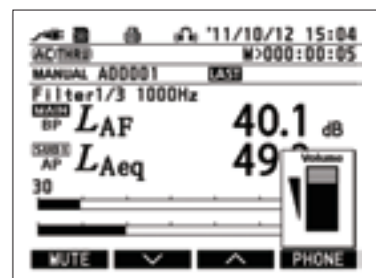
*Supports 16-bit, WAVE file of LA-3000 series.

1/1 Real-time Octave Analysis Function (Filter 1/1, RTA 1/1 mode) : LA-0351 1/3 Real-time Octave Analysis Function (Filter 1/3, RTA 1/3 mode) : LA-0352

Filter 1/1, Filter 1/3 mode (Octave filter analysis mode)

<The use of headphones helps to perform sound probing of a specific sound, such as unusual noise>

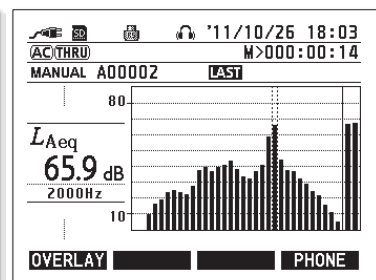
In Filter mode, you can make level evaluations in a single frequency band. By focusing solely on a particular frequency band in which a specific unusual noise occurs and measuring the sound pressure level, you can find where the noise is coming from. You can switch the display from level display to trend display.



RTA 1/1, RTA1/3 mode (Real-time octave analysis mode)

<Useful for evaluating frequency components when there is unusual noise>

By dividing a sound in terms of pitch (into frequency bands), this feature helps to analyze at which pitch (frequency band) certain distinctive features occur, as well as for making detailed comparisons.



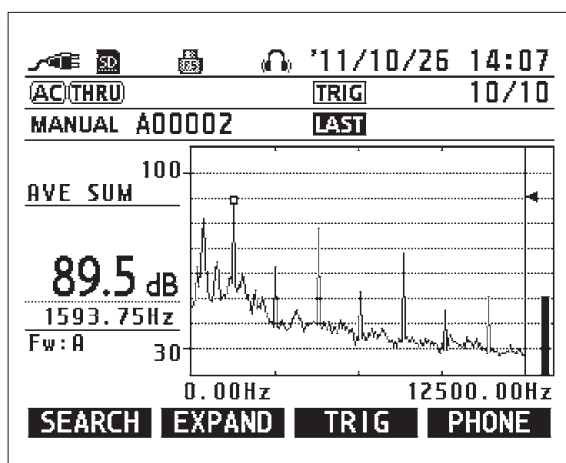
- Applicable standards : IEC 61260: 1995 Class 1,
JIS C1513: 2002 Class 1,
JIS C1514: 2002 Class 1
- Analysis modes : Octave filter analysis mode,
Real-time octave analysis mode
- Analysis bands : 16 Hz to 16 kHz in 11 bands (in 1/1 octave)
12.5 Hz to 20 kHz in 33 bands (in 1/3 octave)
- Measurement items : Octave filter analysis mode
Lp, Leq, LE, Lmax, Lmin or LN of a selected
band filter and AP
Real-time octave analysis mode
Lp, Leq, LE, Lmax, or Lmin of each band
filter and AP1, AP2
NC values (1/1 octave only)

- Frequency weighting : Octave filter analysis mode
and time weighting : Applicable to each BP (band-pass)
and AP (all-pass)
- Real-time octave analysis mode
Applicable to each frequency band
and AP1, AP2
- Display format : Octave filter analysis mode
Values (BP, AP), list
Real-time octave analysis mode
Bar graph (Values for a selected band,
AP1 and AP2 included in frequency axis), list
- Overwrite display function : "Stored data" and
"measurement-in-progress data"
(Real-time octave analysis mode only)

FFT Analysis Function: LA-0353

<Suitable for analyzing impulse sound>

Adding the FFT analysis function makes it possible to perform narrow-band analysis, not only with the magnitude of sound but also with its pitch (frequency). An averaging function is effective for analysis of stationary sound by making waveforms stable. Moreover, the use of a trigger function makes it possible to capture impulse sound. A window function serves as a rectangular window function when a trigger is set, thereby making it easy for the user to make measurements in a user-transparent manner. By virtue of 64 kHz sampling, 25 kHz wide-range analysis is also possible. Pressing the DISP key displays a peak list.



- Number of analysis lines : 400 lines
- X-axis enlargement function : x1, x2, x4
- Frequency range : 1 kHz, 2.5 kHz, 5 kHz, 12.5 kHz, 25 kHz
- Search function : With high-speed movement search cursor function
- Display item : Instantaneous value, calculation value
- Waveform calculation function : SUM (power summation averaging), MAX Hold,
EXP (Power exponential averaging)
- Trigger : Type : Internal trigger (Repeat trigger mode only)
Target : Lp values with the following conditions;
Frequency weighting...Set on the main screen
Time weighting...10ms fixed
- Window function : Position : Fixed 64 pretrigger points
: Hanning/rectangular (Trigger off : hanning
Trigger on : rectangular)
- Display (frequency axis) : Trigger off : Each frequency band, OA (overall), and
AP (AVE off:Lp/AVE on*: Leq or Lmax)
*depending on the setting of AVE on mode.
Trigger on : Each frequency band, OA, AP (Lp)
Peak list : Top 10 points
- Memory mode : Manual

Sound Recording Function: LA-0354

<On-site recording to an SDHC card, on-site checking of those recordings via headphones>

This function enables you to record any unusual sounds that you may hear on site into an SD/SDHC card in WAVE format. And since you can play back those recordings on the sound level meter, you can also check that recordings have been made without fail on site. You can also save trend data at the same time by allowing the playback of long-duration data recordings. With instantaneous display of this data at the time of reproduction, you can quickly find a distinct sound and start playing back from that point in time.

The OS-2000 series (option) is useful for off-line analysis of recorded sound data.

Stored data : Noncompressed (WAVE format) audio data
 Frequency range AP/specified bands (In octave filter analysis mode)
 File format WAVE
 Frequency weighting Z-weighting
 Sampling frequency 64 kHz
 Audio data bit 16-bit / 24-bit
 Reference Lp data Type ... Lp values of noncompressed audio data
 File format ... CSV
 Sampling ... 1 sec.

Simultaneous saving : Simultaneous saving is possible with the auto memory function (with some restriction on settings).

Storage media : SD/SDHC card ... Up to 32 GB of memory (The maximum file size is 2 GB.)
 Up to 4 hours of recording with 2 GB in 16-bit format
 Up to 3 hours of recording with 2 GB in 24-bit format
 (Notes) OS-2000 series (Data recorded in 16-bit and 24-bit can be used.)
 DS series (WAVE data recorded in 16-bit can be used.)

Recording mode : Start-activated recording: Recording starts/stops in step with measurement. A single file is created for the duration of total measurement time. (Unless otherwise specified, same as measurement time.)
 Threshold-activated recording: A recording takes place only for a length of time during which a sound level exceeds a threshold. Every time it exceeds a threshold, a single file is newly created.

Pre-recording function : Recording begins one second before the start of each recording operation. (This function is operative in level-start or threshold-activated recording mode.)

Playback function : Reproduces recorded data from the phone output.
 Displays trend data updated every second, reproduces the data from specified point.



Comparator Function: LA-0355

<Possible to make Pass/Fail judgments on products>

To allow creation of a system with other equipment on a production line, you can make settings for hold time and delay time of output signal.

Available item : Lp, Leq, LE, Lmax, Lpeak
 Judgment hold time : 0.1 s, 0.2 s, 0.5 s, 1 s, 5 s, 10 s, 30 s, MANUAL
 Extended time setting : OFF, 10 ms, 100 ms, 1 s, 2 s, 3 s, 5 s, 10 s
 Output : Open collector
 OFF / positive logic / negative logic

Data Logging Function: LA-0356

<Enables to store instantaneous values in CSV format at short time intervals>

Instantaneous values can be stored into an SD/SDHC card in CSV format.

Storing interval : 10 ms, 100 ms
 Available item : Lp (instantaneous value)
 Simultaneous storing : Enables simultaneous storing with auto memory function (with some restrictions on setting)

Interlocking on/off function with an external power supply: LA-0357

<The Sound Level Meter can be turned on/off in sync with external power>

The power supply on/off of the sound level meter is interlocked with the main power supply of the production lines. Combined use with the comparator function is useful to build devices for Pass/Fail judgment in production lines.

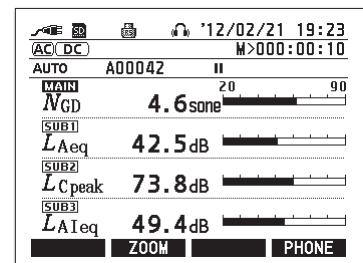
Function : When power is supplied from the AC adapter, the main unit starts up automatically. When the power is shut off, the main unit turns off. The power switch on the main unit remains operative.
 * When this function is installed, the Sound Level Meter does not operate on battery power.

Loudness Calculation Function : LA-0358

<Allows evaluations based on sound characteristics and auditory sense>

As for noise-level evaluations, there are cases where measurement results are not in tune with the auditory sensitivity of the human ear. In such cases, assessment using loudness values that provide one of the indexes of sound quality evaluation becomes a highly effective tool. Loudness calculation refers to an index used for evaluating the human perception of the magnitude of sound in accordance with DIN45631.

(The LA-0358 loudness calculation function is designed to work on stationary sounds. The OS-2000 series is usable for the Loudness calculation of non-stationary Loudness.)



Subject model : LA-3560, 3570
 Measuring lower limit : LA-3560 (46 dB or less, Lzeq)
 LA-3570 (40 dB or less, Lzeq)



Windscreen

standard



- Windscreen (Φ70 mm)

All-weather Windscreen LA-0207A

option

*Cannot be used with the LA-3570.



- Windscreen (Φ200 mm)

*The AG-3400 series extension cable for microphone and a tripod (both sold separately) are required.

Carrying case

standard

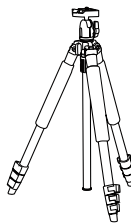


Type AA dry battery x 4 pieces

Instruction manual

Tripod LA-0203C

option



This is Ono Sokki's standard tripod for use with our sound level meter.

(SPLINT PRO II made by SLIK Corporation)

Printer RS-232C Thermal printer DPU-414

option



*An AC adapter is sold separately.

Interface printer with RS-232C connector. Enables manual printing, auto printing and memory printing. Connection cable (AX-5042, 2 m) between the LA-3000 series and the printer is provided as standard accessory.

AC adapter : PW-C0725-W1-U (100 to 240 VAC)
(Made by Seiko Instruments Inc.)

* Please specify the voltage and plug type of the AC power cable you need.

Recording paper : CX-050B (30 m/roll, 10 rolls/box)

Headphones

option

<Recommended headphones>

- MDR-7506 made by Sony Corporation
- ATH-M50x made by Audio-Technica Corporation



SD card 1GB

standard



SDHC card (up to 32 GB of SDHC card is available, sold separately.)

RS-232C cable 2 m

option

AX-5022



PC side (D-SUB 9-pin)

AC adapter PB-7090

CE standard

Input voltage: 100 to 240 VAC 50/60 Hz

*Please specify the voltage and plug type of the AC power cable you need.

*AC adapter : made by Adapter Technology Co., Ltd

Output voltage : 5.9 VDC
Output connector : EIAJ RC-5320A, voltage category 2
Rated output current : 3.5 A
Total length : 3.5 m

USB cable

option

<Recommended USB cable>

USB-FSM518:USB (A) male-USB (miniB) male cable made by ELECOM CO., LTD

Signal cable 2 m

standard

AX-501



Φ2.5 sub-mini plug

A cable for AC/DC signal output, comparator output, and external control signal input.



Extension cable for microphone

option

AG-3400 series



AG-3401	5 m
AG-3402	10 m
AG-3403	20 m
AG-3404	30 m

*The MI-0301 Microphone holder is provided as standard.

Sound Calibrator SC-3120/2500/2120A

option

Model name	SC-3120	SC-2500	SC-2120A
Appearance			
Applying standard	JIS C 1515:2004 Class 1/C	JIS C 1515:2004 Class 1	JIS C 1515:2004 Class 2
	IEC 60942:2003 Class 1/C	IEC 60942:2003 Class 1	IEC 60942:2003 Class 2
Applicable sound level meter	LA-3570 LA-3560 LA-3260	LA-3570 LA-3560 LA-3260	LA-3260
Nominal sound pressure level	114 dB	114 dB	94 dB
Nominal frequency	250 Hz	1 000 Hz	1 000 Hz

*Sound calibration for IEC61672 (JIS C 1509) Class 1 Sound Level Meter LA-3560/3570: Class 1 or 1/C calibrator

Basic Specification

	LA-3570	LA-3560	LA-3260
Applicable standard	IEC 61672-1:2002 Class 1 JIS C 1509-1:2005 Class 1		IEC 61672-1:2002 Class 2 JIS C 1509-1:2005 Class 2
Measurement frequency range	10 Hz to 16 kHz 10 Hz to 15 kHz (± 3 dB or less)	10 Hz to 20 kHz (± 3 dB or less)	10 Hz to 8 kHz (± 3 dB or less)
Measurement level range (IEC, JIS)	A:22 to 130 dB C:28 to 130 dB Z:36 to 130 dB	A:27 to 140 dB C:32 to 140 dB Z:38 to 140 dB	A:26 to 140 dB C:30 to 140 dB Z:36 to 140 dB
Intrinsic noise level	A:14 dB or less C:20 dB or less Z:28 dB or less	A:19 dB or less C:24 dB or less Z:30 dB or less	A:20 dB or less C:24 dB or less Z:30 dB or less
Microphone	MI-1211 -20 dB ± 1.5 dB (re.1 V/Pa)	MI-1235 -29 dB ± 3 dB (re.1 V/Pa)	MI-1433 -29 dB ± 3 dB (re.1 V/Pa)
Microphone preamplifier	MI-3310	MI-3230	
Linearity range	Wide range: 110 dB / normal range : 80 dB		
Level range	20 to 120 dB (wide) / 50 to 120 dB / 40 to 110 dB / 30 to 100 dB / 20 to 90 dB / 10 to 80 dB / 0 to 70 dB	30 to 130 dB (wide) / 60 to 130 dB / 50 to 120 dB / 40 to 110 dB / 30 to 100 dB / 20 to 90 dB / 10 to 80 dB	
Reference range	50 to 120 dB		
Time weighting e.g. LAE	F (fast), S (slow), I (impulse), and 10 ms		
Frequency weighting e.g. LAF	A, C and Z		
Measurement items	L _p , Leq, LE, L _{max} , L _{min} , L _{peak} , L _N (L ₅ , L ₁₀ , L ₅₀ , L ₉₀ , L ₉₅ , L _{LO} , L _{HI} , L _{AV} , and two more of any L _N data)		
Sampling interval	15.6 μ s (L _p , Leq, LE, L _{max} , L _{min} , L _{peak}), 100 ms (L _N)		
Measuring time	e.g. If you want to measure a fixed 10-minute period every hour, and wish to measure this for 24 hours, M.T. shall be 10 min, I.T. shall be 1 h, and T.T. shall be 24 h.		
	Measurement time (M.T.)	Manual (0 sec.), user-specified setup: 0.1 to 199 hr. 59 min. 59.9 sec. resolution : 0.1 sec	
	Interval time (I.T.)	1 min. to 24 hr. resolution : 1 min	
	Total time (T.T.)	0 sec. to 199 hr. 59 min. 59.9 sec. resolution : 0.1 sec	
Start mode	Manual start, timer start, count down start, level start, external control (shunts the external control terminal)		
Display device	3.5" LCD with white backlight		
	Digital display	4-digit / resolution 0.1 dB / updated every 1s	
	Bar indicator	Wide range: 100 dB of display range Normal range: 70 dB of display range	
	Remaining battery level display	4-step display	
Memory function	Memory function	Stored in an SD/SDHC card (SDHC card: up to 32 GB is available.)	
	Memory mode	MANUAL (CSV file), AUTO (instantaneous value, calculated value, CSV file).....standard function RECORD (WAVE file, 64 kHz sampling).....required for the LA-0354 LOGGING (instantaneous value 10 ms or 100ms, CSV file).....required for the LA-0356	
	Panel condition memory	Panel Condition (SD/SDHC) power off memory	
	Basic measurement mode	5 modes (EZ1:L _{Aeq} + L _{Cpeak} / EZ2: Record / EZ3: Logging 100 ms / EZ4: NC / EZ5: Loudness)	
	Clock function	Built-in (Year / month / day / hour / minute), retention time of content: approx.5 years (charging time: 24 hours from entire discharge state)	
	Backup function	Stores measurement conditions into the built-in memory	
Calibration	Calibration signal	Electronic calibration by built-in transmitter (1 kHz sine wave) Normal range: -6 dB of full-scale wide range : -16 dB of full-scale	
	Recommended calibrator	SC-3210, SC-2500	SC-3120, SC-2500, SC-2120A
Output/Input	Phone output (headphone output)	Actual sound or recorded sound (playback sound) *Selected 1 band of actual sound or recorded sound (playback sound) in 1/1 or 1/3 filter mode when the option (LA-0351/0352) is installed. Maximum output: 10 mV (63 Ω at 1 kHz), connector: stereo $\phi 3.5$	
	AC output	Outputs one of A, C, or Z interlocked with the setting selected on the main display, update interval:15.6 μ s	
	AC output level	Output level: 0.707 Vrms ± 5 % (normal range), 2.234 Vrms ± 5 % (wide range) (When output is open and at full scale.) Output impedance 50 $\Omega \pm 2$ % / load resistance 10 k Ω or more/ offset voltage ± 10 mV or less	
	AC/DC output	Selectable from DC, AC-Z or Through	
	DC output level	2.5 V ± 20 mV (normal range), 2.5 V ± 10 mV (wide range) (When output is open and at full scale.), scale factor 0.25 V ± 10 mV/10 dB	
	AC-Z output level	Output level: 0.707 Vrms (normal range), 2.234 Vrms (wide range) (When output is open and at full scale.) Output impedance 50 $\Omega \pm 2$ %, load resistance 10 k Ω or more, offset voltage ± 10 mV or less	
	Through output level	Output level: 0.707 Vrms ± 5 % (normal range, wide range) (When output is open and at full scale.) Output impedance 50 $\Omega \pm 2$ %, load resistance 10 k Ω or more, offset voltage ± 10 mV or less	
	Comparator output	Outputs the status in open collector signal after comparing the setup value with the calculated value / output voltage +3 to +24VDC, maximum sink current 50mA or less. (required for the LA-0355)	
	External control input	Operation: Reset and start, control voltage: non-voltage contact input, input pulse width: 200 ms or more, absolute max. input voltage: 24.0 V	
Interface	RS-232C	Baud rate: 9600, 115200 bps, AX-5022 cable (sold separately)	
	USB	Compliant with USB storage class specification ver. 1.1, USB connection cable :USB (A) male-USB(mini-B 5-pin) male (sold separately)	
	External memory	SD/SDHC memory card (up to 32 GB is available)	

	LA-3570	LA-3560	LA-3260
Microphone extension *1	103 m (CE marking compliant: up to 30 m)		
Power supply	Type AA battery (alkaline battery cell or Ni-MH secondary battery) x 4 pieces or AC adapter (PB-7090 ... power consumption: approx. 7 VA when using 100 VAC)		
Interlocking on/off function with an external power supply	The main unit is activated automatically when the power is supplied from an AC adapter. (required for the LA-0357) When this function is installed, the LA-3000 series do not operate on battery power.		
Battery life (continuous use)*2	Alkaline battery cell LR6 : approx. 8 hours Ni-MH secondary battery : approx. 8 hours		
Operating (storage) temperature range	-10 to +50 °C (-20 to + 60 °C)		
Operating (storage) humidity range	22 to 90 % RH (10 to 90 %RH) with no condensation		
Outer dimensions	Approx. 379 (H) x 106 (W) x 49.3 (D) mm	Approx. 311 (H) x 106 (W) x 49.3 (D) mm	
Weight	Approx. 680 g (including batteries)	Approx. 630 g (including batteries)	
Accessories	AC adapter (PB-7090), signal cable (AX-501), windscreen (Ø70mm), hand strap, alkaline type AA battery x 4 pieces, carrying case (including shoulder belt), SD memory card (1 GB), instruction manual		

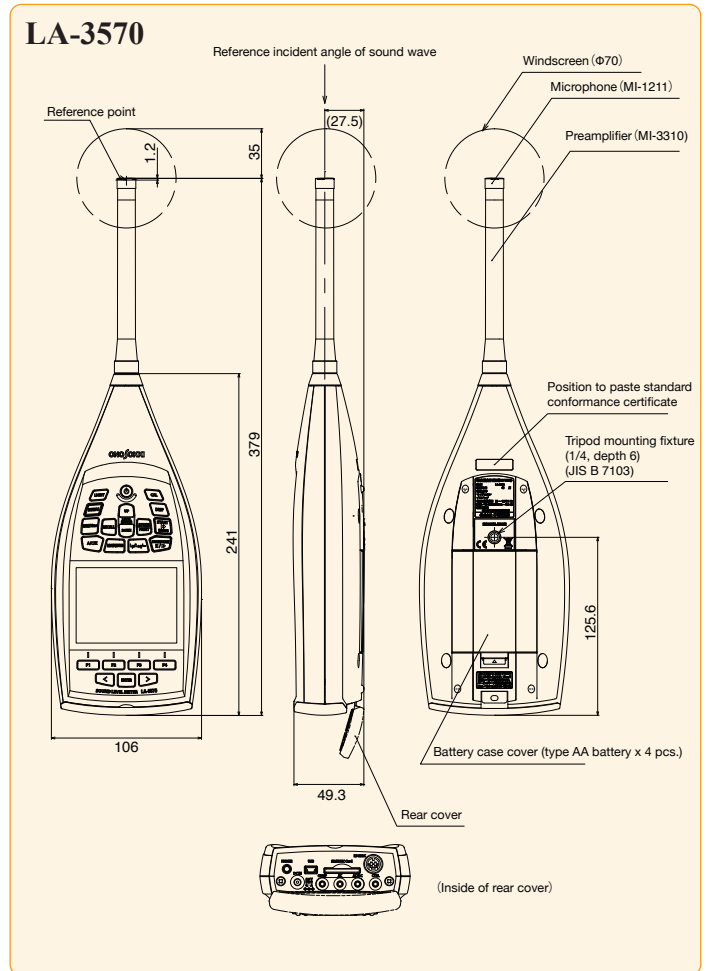
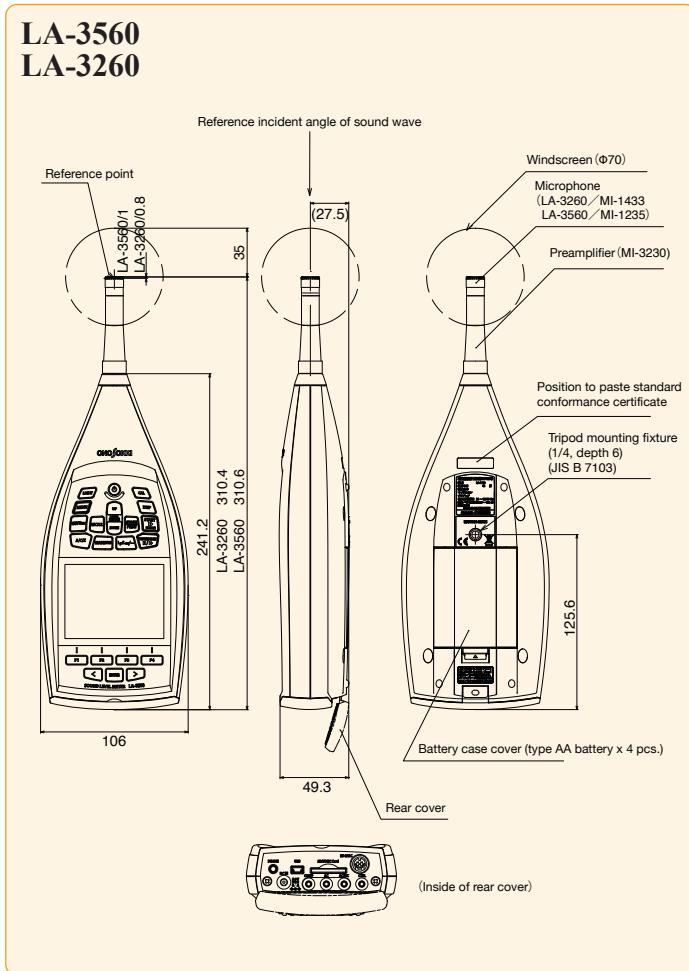
Please use a recommended SD card when you use the SD memory function. For more details about the recommended SD card, please contact your nearest distributor or send an e-mail (overseas@onosokki.co.jp) to us.

*1. The described value is extendable length when the exclusive cable is used.

*2. It depends on the using status such as operation mode, memory mode, and backlight.

Outer Dimensions

(Unit : mm)



*Windows® and Microsoft® Excel® are registered trademarks of trademarks or Microsoft Corporation of the U.S.A and other countries.

*Generally other company names, the product names are registered trademarks or trademarks of each company.

ONOSOKKI

WORLDWIDE ONO SOKKI CO., LTD.

1-16-1 Hakusan, Midori-ku, Yokohama, 226-8507, Japan
Phone : +81-45-935-3918 Fax : +81-45-930-1808
E-mail : overseas@onosokki.co.jp

* Outer appearance and specifications are subject to change without prior notice.

URL : <http://www.onosokki.co.jp/English/english.htm>

U.S.A.
Ono Sokki Technology Inc.
2171 Executive Drive, Suite 400
Addison, IL. 60101, U.S.A.
Phone : +1-630-627-9700
Fax : +1-630-627-0004
E-mail : info@onosokki.net
<http://www.onosokki.net>

THAILAND
Ono Sokki (Thailand) Co., Ltd.
1/293-4 Moo.9 T.Bangphud
A.Pakkred
Nonthaburi 11120, Thailand
Phone : +66-2-584-6735
FAX : +66-2-584-6740
E-mail : sales@onosokki.co.th

INDIA
Ono Sokki India Private Ltd.
Plot No.20, Ground Floor, Sector-3,
IMT Manesar Gurgaon - 122050,
Haryana, INDIA
Phone : +91-124-421-1807
Fax : +91-124-421-1809
E-mail : osid@onosokki.co.in

P.R.CHINA
Ono Sokki Shanghai Technology Co., Ltd.
Room 506, No.47 Zhengyi Road, Yangpu
District, Shanghai, 200433, P.R.C.
Phone : +86-21-6503-2656
Fax : +86-21-6506-0327
E-mail : admin@shonosokki.com