



- Very compact, easy to use
- Stainless steel housing
- Flexible stainless steel cable Ø 0,5 mm
- Strong spring mechanics
- Precision cable drum



## Robust Inkremental Weggeber AWS 101

Robust Linear Motion Transducer with Standard Incremental Encoder, 2.500 mm range, Stainless steel housing Ø 100 x 180 mm, Protection IP 67, For operation at rough conditions, Optional air-cooling, electrical heating against condensing of humidity

### Used encoder

#### Used encoder

Standard Encoder ED 58

### Resolution

#### Resolution (Pulses/Revolution):

1 - 6000	7000	7200	7500
8000	8192	9000	9144
10000	500000		

Every other resolution up to 500 000 on request

### Type explanation

#### AWS 101-25-10/ED58-6-2500-30-D-SC12

Measuring range	25 = 2.500 mm
Robust Encoder	AWG101
Stainless steel housing	Yes
Encoder type	Incremental
Case diameter	Ø 100 mm
Number of channels	3 = A + B + M 6 = AA + BB + MM
Supply voltage	05 = 5 VDC ± 5% 30 = 10..30 VDC
Output driver	D-RS422 P S
Position of connection	R S
Connector	CM = MIL

## Technical data

### Mechanical data

Acceleration of cable	? 30 ms <sup>-2</sup>
Side movement of cable	? 3°
Weight	ca. 5,5 kg

### Environmental conditions

Vibration	200 ms <sup>-2</sup> (20 ... 2000 Hz)
Shock	500 ms <sup>-2</sup>
Operating temperature	0 ... +80°C
Storage temperature	-40 ... +80°C
Atmospheric humidity	? 95% r.h.
Protection class	IP 67 (Encoder) IP 40 (Mechanic of Linear Motion Transducer)

### Electrical data

Scanning type	Optical, without contact
Transmitter, infrared	LED
Receiver	Photo-Array
Supply voltage	V <sub>cc</sub> = 5 VDC ±5% V <sub>cc</sub> = 10...30 VDC
Power consumption	200 mA max.
Output frequency	? 300 kHz (Output D) ? 160 kHz (Output P)
Signal level	High > V <sub>cc</sub> - 2 V Low < 0,5 V
Load capacity of the outputs	20 mA

### AWG options

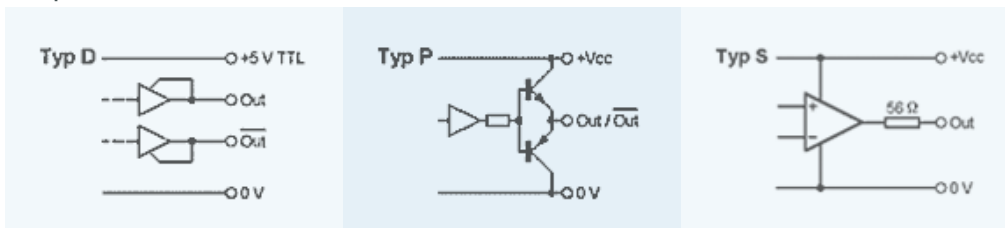
#### Electrical heating

Temperature control	Thermostat +5° / +15°C
Power consumption	18 W (12 V / 1,5 A) 72 W (24 V / 3,0 A)

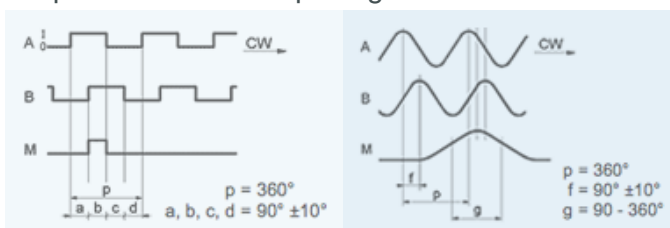
#### Forced-air cooling

Pressure reducing valves	1 bar, input and output
--------------------------	-------------------------

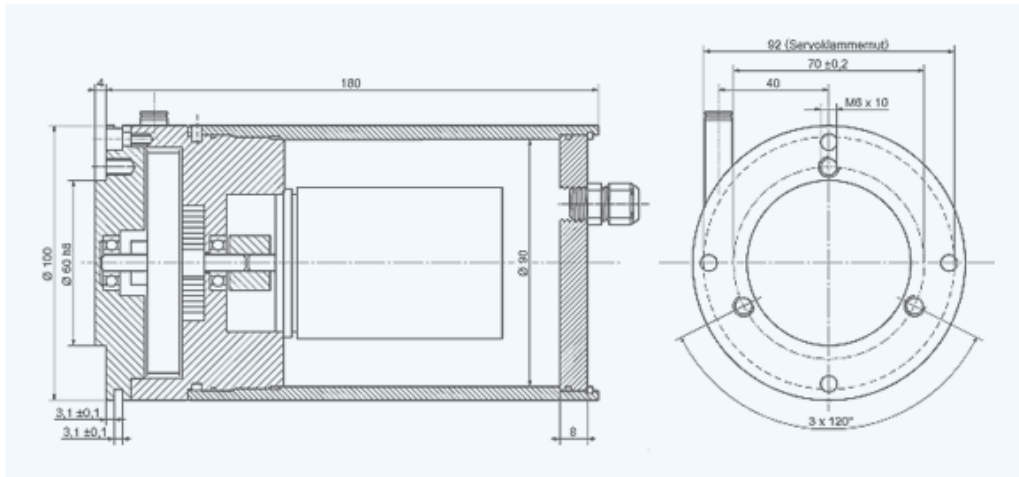
## Output driver



## Output channels / Output signals



## Outline drawing



Version ZE 616-508 · Subject to change

INDUcoder® · INDUcoder Messtechnik GmbH, Kaiserstraße 316, 47178 Duisburg, Deutschland  
Tel: (0203) 57047-0, Fax: (0203) 57047-20, E-Mail: [info@inducoder.de](mailto:info@inducoder.de), Internet:  
[www.inducoder.de](http://www.inducoder.de)