

TI Torque Motor – Inner Rotor





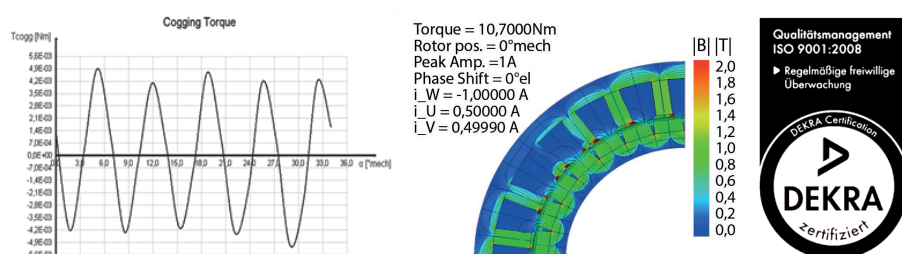
Fischer Elektromotoren GmbH

Schützenstr. 19
74842 Billigheim-Allfeld
Phone: +49 (0) 62 65 / 92 22 - 0
Fax: +49 (0) 62 65 / 92 22 - 22
info@fischer-elektromotoren.de
www.fischer-elektromotoren.de

Contents

Foreword	4
Design, Setup, Functions, Electrical connections	5
Thermal motor protection, Winding-related parameters	6
Water cooling, Measurement technology	7
Torque motor - inner rotor dimensions	8
Technical data	9-11
Specification book for motor design	12

Development & construction of inner rotors are calculated and issued with special programs. Mechanical and thermal simulations are possible and can be incorporated into further constructions.



Foreword

The specialist for direct drives

With innovative drive solutions for all industries and any application in the automobile, wood and food industries and all other industrial sectors.

Solutions, products and systems from the company Fischer Elektromotoren are used everywhere - worldwide.

Always the right solution

Due to the number of drive variations, we offer our customers the best conditions for the right drive and therefore the most efficient solutions to requirements.

With our own developments, production and assembly, as well as commissioning (or other services) if required, the maximum flexibility at the highest quality is achieved.

The following is available for the production of prototypes for instance:

- Our own tool-making
- State-of-the-art CNC milling and processing machines
- State-of-the-art 3D measurement machine
- Numerous wire eroding machines
- Laser cutting system
- Laser welding centre
- Our own test bay

With our bundled expertise we are able to calculate, construct and manufacture prototypes for our customers within the shortest possible time.

We are certified in accordance with ISO9001:2008, as well as according to the UL insulation system.

The right partner

Our flexible product range and our services make the company Fischer Elektromotoren GmbH your partner for solutions to demanding tasks in the area of "direct" drive technology.

Design, Setup, Functions Electrical connections

5

Design

The company Fischer Elektromotoren is a specialist for linear and rotating direct drives. **Series products** and **customised** drive solutions are developed and produced. Our own development works with the latest computer-assisted systems such as FEM calculation and 3D CAD programs. This means the motor geometrics and motor parameters can be optimally adapted to your applications. The latest manufacturing and test methods according to the status of technology ensure that Fischer Elektromotoren GmbH can also meet unusual customer requests. We manufacture in individual, small and large series. All motors are measured, tested and data records produced on the test bay.

Layout

It is not only possible to create a rotation movement with the torque motor, but it is also possible to position or run defined step cycles. A gear unit is not required. The design of the winding can be customised to the user.

Functions

If a conductor loop is moved in a magnetic field, a voltage is induced in the conductor loop. A coil with a current flowing through produces a time-variable electrical field, which has a reciprocal effect with the constant magnetic field of the secondary part. The resulting force is used to generate the linear movement. A linear motor consists of two components: the primary part with coils and the secondary part with permanent magnets. A differentiation is made between grooved, grooveless and ironless direct drives. The linear motor allows a high force at a defined speed range. The distance between the primary part and the secondary part (air gap) decides on the force level. A steady bearing system guarantees a constant air gap. A measurement system is used to be able to detect the motor position at all times.

Electrical connections

The type of electrical connection option is versatile and can be customised.

- Cable with plug - variable cable lengths
- Open cable outlet with strand end sleeves - variable cable lengths
- Plug on motor housing

A second cable outlet is necessary depending on the complexity of additional components such as the measurement system and temperature sensors.



Winding-related parameters, Thermal motor protection

Winding-related parameters

The nominal speed of the torque motor can be adjusted by the DC-Bus voltage and the winding data. A voltage is induced in the coils as soon as the rotor is moved. This voltage (BEMF) works against the DC-Bus voltage of a field-orientated servo-converter and is proportional to the speed. The BEMF must initially be overcome to be able to store the current necessary for the force in the coils. The result is: the lower the BEMF is, the higher speeds are possible. The working point of the torque motor is determined by the correlation between the winding speed, torque and rotation speed.

Thermal motor protection

Direct drives are mainly operated at their thermal limit and the temperature must be constantly monitored. Temperature-related resistances are installed in torque motors to protect against thermal overload. The following temperature sensors are available:

- PTC (thermistor)
- KTY
- Triplet switch (Klixon)

In order to protect the motor against thermal overload, three PTCs can be switched in sequence. Each PTC measures the temperature of one phase. This means that temperature monitoring is even guaranteed when the motor has to maintain its position at a standstill and an asymmetrical current supply occurs. The resistance value of the PTC increases heavily once the nominal temperature is overcome. This means that the overall resistance of row switching also changes rapidly. If a resistance changes, safe shutdown of the motor by the motor protection trigger device (FIMO TA 03) is guaranteed before thermal destruction. The motor protection trigger device also identifies if resistance is too low, signalling a possible defect in the monitoring circuit. The PTC temperature sensor is not suitable for accurate temperature measurement. A KTY temperature sensor is used to measure a temperature sequence exactly. This semiconductor resistance reacts linear to the temperature. This is why a shutdown limit is defined to protect the motor against thermal overload. Because the KTY only monitors the temperature of one phase, the motor can overheat if heating is asymmetrical.



Figure 1: Temperature sensors circuit diagram

FIMO TA 03



Water cooling, Measurement technology

Water cooling

Not only losses of copper cause the motor temperature to increase. More re-magnetising losses and eddy current losses occur at a higher frequency. Water cooling is used in order to be able to channel the produced heat away as well as possible. When using water cooling, the nominal torque can almost be doubled in comparison to an air cooled motor. An increase of the peak torque is not possible with water cooling. Water cooling is necessary if:

- The drive is only used in the load and brake cycle.
- No rest periods are available
- No temperature should be lost in the machine system.
- There are high outputs

Measurement technology

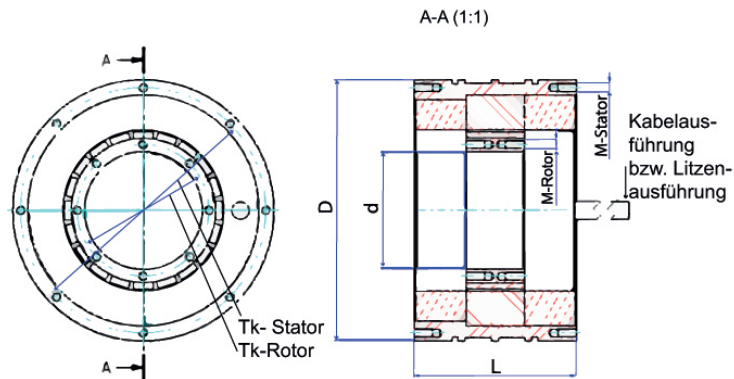
Motors from Firma Fischer Elektromotoren GmbH are tested in accordance with the EC guideline 73/23/EEC and the norms EN 50178 and EN 60204. The motors go through these various test procedures before they are delivered.

- High-voltage test
- Partial discharge test
- Insulation test (VDE measurement)
- Pole test
- Resistance measurement for faces and temperature sensors
- Inductivity measurement
- EMF measurement

Furthermore, the motor is measured on the test bench with state-of-the-art measurement technology. The parameter records for commissioning and the peak and nominal values of the motor are established here. All mechanically installed components are measured with the latest measurement technologies such as 3D and a height measurement machine. This allows housings and parts with complex constructions to be measured.

Torque motor - inner rotor dimensions

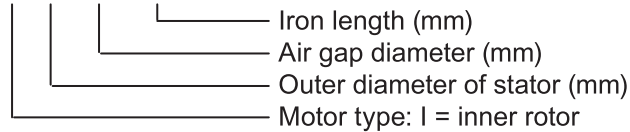
Dimensions - technical data



Legend (example)

Type classification:

TI 038-024-XXX



- An adjustment of the speed can be made on request.
- Other DC-Bus voltages are also possible.
- Special lengths are possible on request.

Size	Air cooling		Water cooling		Rotor		Stator	
	d	D	d	D	TK	M	TK	M
TI 038-024-XXX	12,5	47	12,5	47	---	---	42,5	M 3
TI 050-033-XXX	18	59	18	59	23	M 3	55	M 3
TI 060-033-XXX	17	69	17	69	22,4	M 3	64	M 3
TI 070-049-XXX	32	82	32	82	38	M 4	76	M 4
TI 086-058-XXX	35	95	35	95	42	M 4	90	M 3
TI 095-066-XXX	40	108	40	108	47	M 4	101	M 4
TI 100-070-XXX	51	113	51	113	57	M 4	106	M 4
TI 110-078-XXX	60	123	60	123	65	M 4	115	M 4
TI 118-073-XXX	55	130	55	130	60	M 4	107	M 4
TI 130-090-XXX	60	150	60	150	68	M 5	140	M 5
TI 140-089-XXX	60	160	60	160	70	M 5	150	M 5
TI 150-109-XXX	85	163	85	163	91,5	M 4	156	M 4
TI 175-119-XXX	90	198	90	198	100	M 5	185	M 5
TI 200-162-XXX	136	220	136	220	145	M 5	210	M 5
TI 212-169-XXX	140	230	140	230	150	M 5	220	M 5
TI 240-181-XXX	155	260	155	260	164	M 5	250	M 5
TI 260-206-XXX	175	285	175	285	187	M 5	275	M 5
TI 292-249-XXX	220	310	220	310	232	M 5	300	M 5
TI 325-270-XXX	235	350	235	350	248	M 6	337	M 6
TI 360-298-XXX	265	385	265	385	277	M 6	370	M 6
TI 400-340-XXX	305	425	305	425	318	M 6	412	M 6
TI 435-370-XXX	340	460	340	460	350	M 6	447	M 6
TI 530-460-XXX	420	565	420	565	432	M 8	548	M 8

Technical data

Name	L	Torque						Idling speed	DC-Bus voltage
		Air cooling		Water cooling		Peak			
		M [Nm]	I [Aeff]	M [Nm]	I [Aeff]	M [Nm]	I [Aeff]	n [rpm]	U [VDC]
TI038-024-010-07B2S-05N01AO2	32	0,06	0,33	0,15	0,83	0,28	1,65	1480	24
TI038-024-020-07B2S-05N01AU2	42	0,12	0,66	0,29	1,66	0,55	3,31	1520	24
TI038-024-030-07B2S-05N01AX2	52	0,17	0,95	0,42	2,39	0,81	4,77	1490	24
TI038-024-040-07B2S-05N01BA2	62	0,24	1,32	0,58	3,31	1,13	6,62	1490	24
TI050-033-020-07S3O-04N01AO2	50	0,2	0,33	0,51	0,83	0,95	1,54	870	48
TI050-033-040-07S3O-04N01AU2	70	0,41	0,66	1,03	1,66	2,04	3,31	860	48
TI050-033-060-07S3O-04N02AS2	90	0,64	1,06	1,59	2,64	3,16	5,29	890	48
TI050-033-080-07S3O-04N02AU2	110	0,82	1,33	2,05	3,31	4,09	6,63	860	48
TI060-033-020-07S2O-08N01AS2	53	0,3	0,5	0,8	1,3	1,3	2,1	850	48
TI060-033-040-07S2O-08N01AY2	73	0,7	1,1	1,6	2,7	2,9	5	860	48
TI060-033-060-07S2O-08N02AV2	93	1	1,5	2,4	3,8	4,5	7,5	830	48
TI060-033-080-07S2O-08N02AY2	113	1,3	2,1	3,2	5,3	6,1	10,6	860	48
TI070-049-020-08S2O-05N01AV2	53	0,5	0,8	1,4	1,9	2,7	3,8	730	48
TI070-049-040-08S2O-05N01BB2	73	1,1	1,5	2,7	3,7	5,3	7,4	730	48
TI070-049-060-08S2O-05N02AZ2	93	1,7	2,4	4,1	5,9	8,2	11,8	750	48
TI070-049-080-08S2O-05N02BB2	113	2,1	3	5,3	7,4	10,5	14,8	730	48
TI086-058-025-08S4O-06N01BF2	57	1,5	2,1	3,8	5,3	7,4	10,6	740	48
TI086-058-050-08S4O-06N02BF2	82	3	4,2	7,5	10,6	14,9	21,2	740	48
TI086-058-075-08S4O-06N02BI2	107	4,3	6	10,6	15,1	21	30,2	750	48
TI086-058-100-08S4O-06N02BL2	132	6	8,5	14,8	21,3	29,3	42,5	760	48
TI095-066-025-08S2O-07N01AO2	65	2	0,3	4,9	0,8	9,4	1,7	590	320
TI095-066-050-08S2O-07N01AU2	90	3,9	0,7	9,8	1,7	18,9	3,3	590	320
TI095-066-075-08S2O-07N01AX2	115	5,7	1	14,2	2,4	27,4	4,8	590	320
TI095-066-100-08S2O-07N02AU2	140	7,9	1,3	19,6	3,3	37,7	6,6	590	320
TI100-070-025-10S2O-08N01AO2	70	2	0,3	4,9	0,8	9,8	1,7	590	320
TI100-070-050-10S2O-08N01AU2	95	4	0,7	10	1,7	19,6	3,3	590	320
TI100-070-075-10S2O-08N02AR2	120	5,7	0,9	14,2	2,3	28,1	4,7	590	320
TI100-070-100-10S2O-08N02AU2	145	8	1,3	19,9	3,3	39,4	6,6	590	320
TI110-078-025-11S4O-06N01AR2	70	3,1	0,5	7,6	1,2	14,7	2,3	540	320
TI110-078-050-11S4O-06N01AX2	95	6,2	1	15,5	2,4	30	4,8	540	320
TI110-078-075-11S4O-06N01BA2	120	8,7	1,3	21,6	3,3	42,1	6,6	540	320
TI110-078-100-11S4O-06N02AX2	145	12,5	1,9	31	4,8	60	9,5	540	320
TI118-073-025-10S3O-06N01AV2	70	4,6	0,8	9,1	1,5	16,2	3	580	320
TI118-073-050-10S3O-06N01BB2	95	9	1,5	17,8	3	31,9	5,9	580	320
TI118-073-075-10S3O-06N02AY2	120	13	2,1	25,8	4,3	46,8	8,5	580	320
TI118-073-100-10S3O-06N02BB2	145	17,9	3	35,5	5,9	64	11,8	580	320
TI130-090-025-08S2O-09N01AS2	70	4,4	0,5	10,9	1,3	21,1	2,6	750	560
TI130-090-050-08S2O-09N01AY2	95	8,8	1,1	22	2,7	42,1	5,3	750	560
TI130-090-075-08S2O-09N02AW2	120	14	1,7	34,8	4,3	66	8,5	750	560
TI130-090-100-08S2O-09N02AY2	145	17,6	2,1	43,9	5,3	84	10,6	750	560
TI140-089-025-11S3O-08N01AS2	70	6,7	0,6	13,3	1,2	20,5	2	540	560
TI140-089-050-11S3O-08N01AZ2	95	13,3	1,2	26	2,4	40,5	3,9	550	560
TI140-089-075-11S3O-08N01BD2	120	20,9	1,9	40,9	3,7	63	6,2	550	560
TI140-089-100-11S3O-08N02AZ2	145	26,5	2,4	52	4,7	81	7,9	550	560

Technical data

Name	L	Torque						Idling speed n [rpm]	DC-Bus voltage U [VDC]
		Air cooling		Water cooling		Peak			
		M [Nm]	I [Aeff]	M [Nm]	I [Aeff]	M [Nm]	I [Aeff]		
TI150-109-025-14S2O-09N01AQ2	70	6,2	0,4	15,4	1,1	30,7	2,1	420	560
TI150-109-050-14S2O-09N02AQ2	95	12,4	0,8	30,9	2,1	61	4,2	420	560
TI150-109-075-14S2O-09N02AU2	120	19,2	1,3	47,9	3,3	95	6,6	430	560
TI150-109-100-14S2O-09N04AQ2	145	24,8	1,7	62	4,2	123	8,5	420	560
TI175-119-025-11S2O-09N01AY2	75	12,1	1,1	23,8	2,1	40	3,9	540	560
TI175-119-050-11S2O-09N02AY2	100	24,2	2,1	47,7	4,3	80	7,8	540	560
TI175-119-075-11S2O-09N02BB2	125	33,8	3	67	5,9	114	10,8	540	560
TI175-119-100-11S2O-09N02BE2	150	45,6	4	90	8	153	14,6	540	560
TI175-119-125-11S2O-09N02BH2	175	60	5,3	119	10,6	200	19,4	540	560
TI175-119-150-11S2O-09N02BI2	200	69	6	136	12,1	230	22,1	540	560
TI200-162-025-21S2O-09N01AU2	70	14	0,7	34,8	1,7	68	3,3	290	560
TI200-162-050-21S2O-09N01BA2	95	27,7	1,3	69	3,3	135	6,6	290	560
TI200-162-075-21S2O-09N03AU2	120	41,9	2	104	5	205	9,9	290	560
TI200-162-100-21S2O-09N02BA2	145	56	2,6	139	6,6	273	13,2	290	560
TI200-162-125-21S2O-09N06AS2	170	67	3,2	167	7,9	328	15,9	290	560
TI200-162-150-21S2O-09N03BA2	195	84	4	209	9,9	409	19,9	290	560
TI212-169-020-21S3O-09N01AS2	65	12	0,5	30	1,3	59	2,6	270	560
TI212-169-040-21S3O-09N02AS2	85	24,1	1,1	60	2,6	118	5,3	270	560
TI212-169-060-21S3O-09N03AS2	105	36,1	1,6	90	4	176	7,9	270	560
TI212-169-080-21S3O-09N02AY2	125	48,4	2,1	121	5,3	236	10,6	270	560
TI212-169-100-21S3O-09N06AR2	145	63	2,8	158	7	307	14	270	560
TI212-169-120-21S3O-09N06AS2	165	72	3,2	180	7,9	352	15,9	270	560
TI212-169-140-21S3O-09N06AU2	185	90	4	225	9,9	434	19,9	270	560
TI212-169-160-21S3O-09N06AV2	200	103	4,5	257	11,3	497	22,6	270	560
TI240-181-025-21S2O-10N01BA2	65	26,4	1,3	66	3,3	105	5,5	310	560
TI240-181-050-21S2O-10N01BH2	90	53	2,7	132	6,6	211	11	310	560
TI240-181-075-21S2O-10N02BD2	115	79	3,7	197	9,4	315	15,6	290	560
TI240-181-100-21S2O-10N02BH2	140	106	5,3	263	13,3	421	22,1	310	560
TI240-181-125-21S2O-10N03BF2	165	132	6,3	329	15,9	526	26,4	300	560
TI240-181-150-21S2O-10N03BH2	190	159	8	396	19,9	632	33,1	310	560
TI240-181-175-21S2O-10N06BB2	215	185	8,9	461	22,2	736	36,9	290	560
TI240-181-200-21S2O-10N06BC2	240	211	10,2	527	25,4	842	42,4	300	560
TI260-206-025-20S2O-08N01BB2	65	31,3	1,5	78	3,7	126	6,2	290	560
TI260-206-050-20S2O-08N02BB2	90	63	3	156	7,4	251	12,3	290	560
TI260-206-075-20S2O-08N02BG2	115	97	4,8	240	11,9	384	19,8	300	560
TI260-206-100-20S2O-08N04BB2	140	125	5,9	313	14,8	502	24,6	290	560
TI260-206-125-20S2O-08N04BD2	165	157	7,5	390	18,7	627	31,2	290	560
TI260-206-150-20S2O-08N04BG2	190	193	9,5	481	23,8	769	39,6	300	560
TI260-206-175-20S2O-08N04BH2	215	223	10,6	557	26,5	892	44,2	290	560
TI260-206-200-20S2O-08N04BI2	240	255	12,1	634	30,2	1017	50	290	560
TI292-249-025-24S2O-10N01BA2	70	33,5	1,3	83	3,3	163	6,6	240	560
TI292-249-050-24S2O-10N01BH2	95	66	2,7	165	6,6	323	13,3	240	560
TI292-249-075-24S2O-10N03BA2	120	100	4	250	9,9	488	19,9	240	560

Technical data

Name	L	Torque						Idling speed n [rpm]	DC-Bus voltage U [VDC]
		Air cooling		Water cooling		Peak			
		M [Nm]	I [Aeff]	M [Nm]	I [Aeff]	M [Nm]	I [Aeff]		
TI292-249-100-24S2O-10N03BC2	145	128	5,1	319	12,7	625	25,4	240	560
TI292-249-125-24S2O-10N03BF2	170	160	6,3	398	15,9	780	31,7	240	560
TI292-249-150-24S2O-10N03BH2	195	200	8	496	19,9	970	39,8	240	560
TI292-249-175-24S2O-10N03BI2	220	229	9	569	22,6	1111	45,2	240	560
TI292-249-200-24S2O-10N03BJ2	245	257	10,2	641	25,5	1256	51	240	560
TI325-270-025-28S3O-10N02AW2	75	56	1,9	139	4,8	217	8	210	560
TI325-270-050-28S3O-10N02BC2	100	112	4	278	10	434	16,6	220	560
TI325-270-075-28S3O-10N04BA2	125	169	5,9	417	14,8	652	24,6	210	560
TI325-270-100-28S3O-10N04BC2	150	225	8	555	19,9	868	33,2	220	560
TI325-270-125-28S3O-10N04BF2	175	280	9,5	693	23,8	1081	39,6	210	560
TI325-270-150-28S3O-10N08BA2	200	335	12,1	830	30,2	1296	50	220	560
TI325-270-175-28S3O-10N08BB2	225	391	13,6	968	34	1514	57	210	560
TI325-270-200-28S3O-10N08BC2	250	448	15,3	1110	38,2	1733	64	210	560
TI360-298-025-28S3O-10N02BA2	85	77	2,6	190	6,6	329	13,2	210	560
TI360-298-050-28S3O-10N04BA2	110	154	5,3	380	13,2	658	26,5	210	560
TI360-298-075-28S3O-10N04BE2	135	234	8	577	19,9	994	39,8	210	560
TI360-298-100-28S3O-10N04BH2	160	311	10,6	767	26,5	1324	53	210	560
TI360-298-125-28S3O-10N08BC2	185	395	13,6	973	33,9	1670	68	210	560
TI360-298-150-28S3O-10N08BE2	210	468	15,9	1155	39,8	1992	80	210	560
TI360-298-175-28S3O-10N08BG2	235	555	19	1366	47,5	2346	95	210	560
TI360-298-200-28S3O-10N08BH2	260	618	21,2	1523	53	2633	106	210	560
TI400-340-025-28S3O-10N02BC2	80	102	3,4	252	8,5	398	14,7	200	560
TI400-340-050-28S3O-10N04BC2	105	204	6,8	504	17	795	29,4	200	560
TI400-340-075-28S3O-10N04BG2	130	286	9,5	710	23,8	1135	41,2	200	560
TI400-340-100-28S3O-10N08BC2	155	409	13,6	1007	33,9	1591	59	200	560
TI400-340-125-28S3O-10N08BF2	180	502	16,9	1236	42,3	1962	73	210	560
TI400-340-150-28S3O-10N08BG2	205	574	19	1421	47,5	2274	82	200	560
TI400-340-175-28S3O-10N08BI2	230	715	24,1	1761	60	2780	105	210	560
TI400-340-200-28S3O-10N08BJ2	255	817	27,2	2013	68	3183	118	200	560
TI435-370-025-33S3O-13N02BC2	85	118	3,4	292	8,5	522	17	170	560
TI435-370-050-33S3O-13N03BG2	110	244	7,1	604	17,8	1064	35,6	180	560
TI435-370-075-33S3O-13N06BC2	135	354	10,2	878	25,4	1567	51	170	560
TI435-370-100-33S3O-13N06BG2	160	489	14,3	1208	35,6	2137	71	180	560
TI435-370-125-33S3O-13N06BI2	185	602	18,1	1490	45,2	2644	90	180	560
TI435-370-150-33S3O-13N06BJ2	210	711	20,4	1761	51	3142	102	170	560
TI435-370-175-33S3O-13N06BK2	235	809	22,9	2005	57	3603	115	170	560
TI435-370-200-33S3O-13N06BL2	260	903	25,5	2246	64	4067	128	170	560
TI530-460-025-35S6O-13N02BK2	85	205	5,3	548	13,3	886	26,5	150	560
TI530-460-050-35S6O-13N05BI2	110	409	10,6	1097	26,5	1774	53	150	560
TI530-460-075-35S6O-13N05BM2	135	615	15,1	1648	37,7	2666	75	150	560
TI530-460-100-35S6O-13N05BO2	160	814	21,3	2181	53	3534	106	150	560
TI530-460-125-35S6O-13N10BK2	185	1023	26,5	2740	66	4434	132	150	560
TI530-460-150-35S6O-13N10BM2	210	1230	32,8	3295	82	5328	164	150	560
TI530-460-175-35S6O-13N10BN2	235	1432	36,8	3837	92	6207	184	150	560
TI530-460-200-35S6O-13N10BO2	260	1628	41,4	4362	103	7066	205	150	560

Specification book for motor design

Please send response to
info@fischer-elektromotoren.de
or fax: 0049-6265-9222-22

Your contact details:

Company:	
Name:	
Tel. no.:	
Email:	
Project name:	

Specification book for motor design

Tasks of the motor	
--------------------	--

Application

Positioning-accuracy [°]	
Rotation - speed [rpm]	

Required torques

Nominal torque [Nm]	
Acceleration torque [Nm]	

Connected load

Intermediate circuit voltage [VDC]	
max. current [Aeff]	

Motor size

Diameter x length [mm]	
Weight [kg]	

Construction type

Housing	<input type="radio"/> Air cooled	<input type="radio"/> Water cooled	<input type="radio"/> None, (installation kit)
---------	----------------------------------	------------------------------------	--

Environmental conditions

Environmental conditions [°C]	
Protection type (only with housing)	

Cable version

Version	<input type="radio"/> Cable	<input type="radio"/> Single strands	<input type="radio"/> Industrial plug
---------	-----------------------------	--------------------------------------	---------------------------------------

Winding protection

Sensors	<input type="radio"/> KTY84-130	<input type="radio"/> PTC (thermistor)	<input type="radio"/> Klixon (switch)
---------	---------------------------------	--	---------------------------------------

Other/comments	



Fischer Elektromotoren GmbH

Schützenstr. 19
74842 Billigheim-Allfeld
Phone: +49 (0) 62 65 / 92 22 - 0
Fax: +49 (0) 62 65 / 92 22 - 22
info@fischer-elektromotoren.de
www.fischer-elektromotoren.de

Representation Northern Germany:

Fischer Mess- und Antriebstechnik GmbH
Solterbergstr. 183
32602 Vlotho-Exter
Phone: +49 5228 9892 83
info@fischer-gmbh.info

Representation Southern Germany:

Jürgen Held
Echterdinger Str. 24
70771 Leinfelden
Phone: +49 151 56337756
jh@held-automation.de

*High-Speed &
Power-Systems*

Made in Baden-Württemberg - Germany