

Series - W9600

PUSHBUTTON SWITCHES Wide Button Moisture-Proof Pushbutton Switches

FEATURES	SPECIFICATIONS	CURRENT RATINGS							
		28VDC ^②			125VAC				
		Part Number	Number of Poles	Type of Operation	Resistive	Inductive	Lamp	Resistive	Inductive ^①
<ul style="list-style-type: none"> Splash-proof Wide diameter button Variety of button colors available Momentary snap action Solder lug terminals RFI shielded version (W9623) 	<ul style="list-style-type: none"> Meets MIL-PRF-8805 seal level 6 (splash-proof) Electrical life: 25,000 operations minimum at rated current Mechanical life: 200,000 operations (50,000 operations for 3 terminal design) Operating force: 4 ± 1 lbs (17.6N ± 4.4N) Total plunger travel: 0.080 in. ± .015 (0.21mm ± .003) approx. Vibration: 10-2000Hz 15g. Shock: 100g. 6 Ms sawtooth Weight with adapter: 0.048 lbs approx. EMI/RFI shielded (W9623 only) 	W9600 Series	1	Momentary	10	5	3		15
		W9623 Series	2 Circuit	Momentary	10	5	3	—	—

① p.f.=.75
② 3 amps max. through center terminal.

SELECTION TABLE

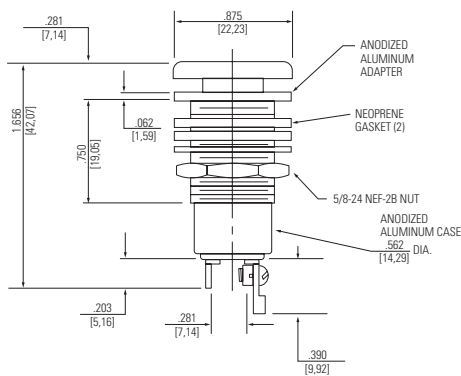
SERIES AND TYPE

Base Catalog Number	Operation	Circuit and Schematic	Code Suffixes - Add to Cat. No.							
			Adapter Color		Pushbutton Color					
			Color	Code Suffix	Code Suffix	Code Suffix				
W9601	Momentary Snap Action	1 P.S.T.-N.O.	Black	B	Red	R				
W9602		1 P.S.T.-N.C.								
W9603		1 P-2 Circuit								
W9604		1 P.S.T. 3 Terminal N.O.					Clear	None	Black	B
W9605		1 P.S.T. 3 Terminal N.C.								
W9606		1 P.D.T.-N.O.-N.C.								

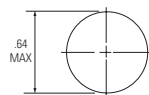


W9600

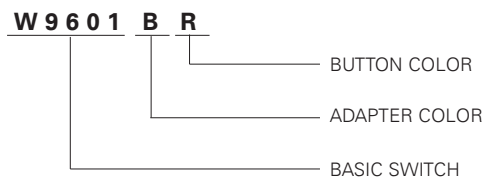
DIMENSIONS - W9600



PANEL CUTOUT



WHEN ORDERING SPECIFY...



STANDARD

0.00 = inches

[0,0] = mm

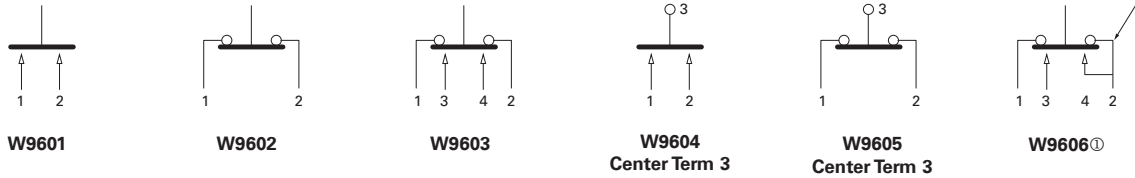
Dimensions for reference only.

PUSHBUTTON SWITCHES

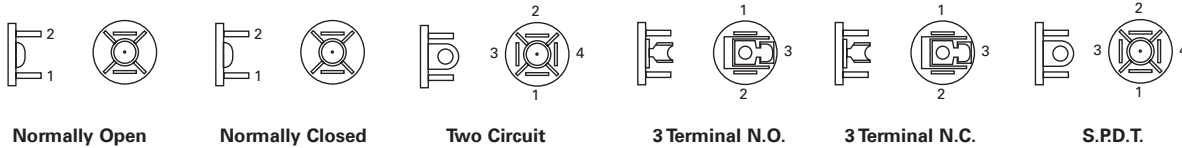
Series - W9600

Wide Button Moisture-Proof Pushbutton Switches

BASIC SWITCH & SCHEMATIC DIAGRAM



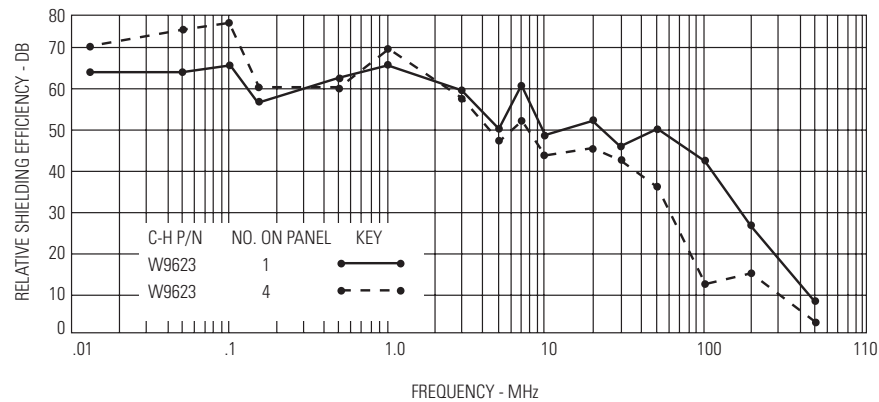
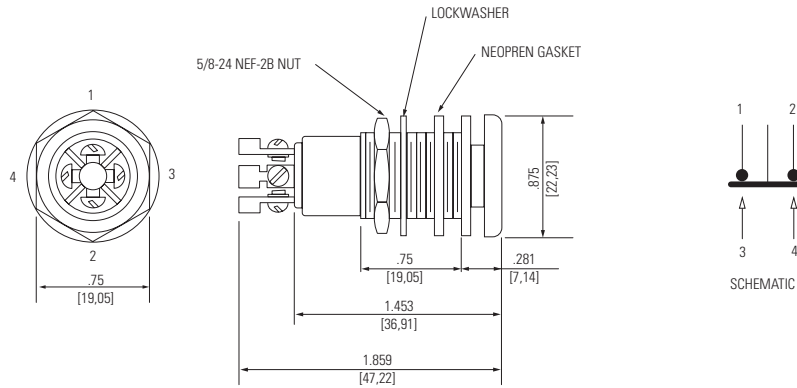
① For W9606 or SPDT circuit, mount terminal jumper to terminal #2 and #4.



TWO CIRCUIT MODEL W9623 EMI/RMI SHIELDED



W9623



Graphic illustration defines relative shielding efficiency of RFI shielded component/ components over unshielded device.

STANDARD
0.00 = inches
[0,0] = mm

Dimensions for reference only.